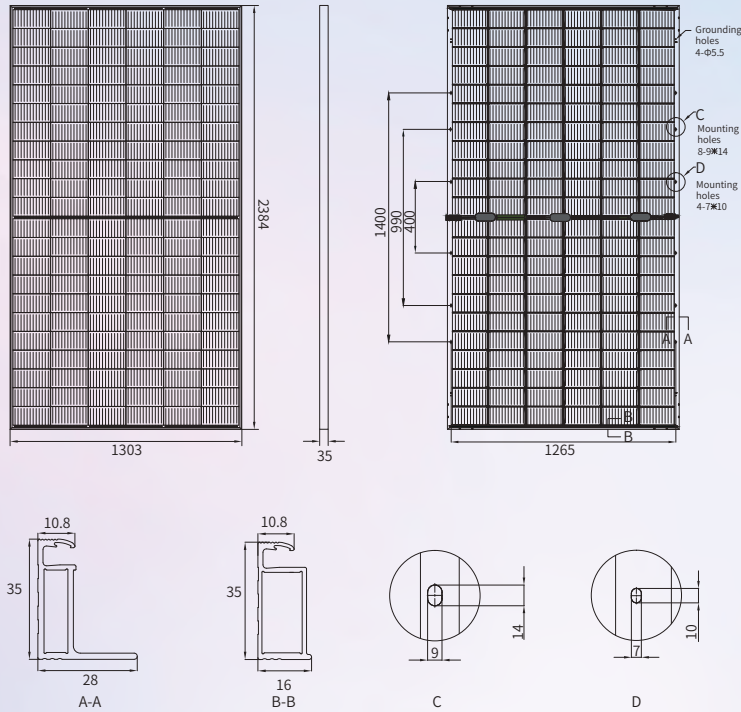


Super high power PERC bifacial solar module

JNBM132-650~670

ENGINEERING DRAWING



MECHANICAL PARAMETERS

Cell (mm)	210*105 PERC
Dimensions (L*W*H) (mm)	2384*1303*35
Weight (kg)	38.4
Cable Cross Section Size (mm ²)	4
No. of Cells & Connections	132(6*22)
No. of Diodes	3
Frame	Anodized Aluminium Alloy
Glass Thickness (mm)	2.0

QUALIFICATION

Temperature Cycling Range (°C)	-40~+85
Max. Series Fuse Rating (A)	35
Max.Wind Load/Max.Snow Load (Pa)	2400/5400
Fire Rating	Class C
Junction Box & Connector Protection Grade	IP68
Bifacial Factor(%)	70±5

TEMPERATURE COEFFICIENTS

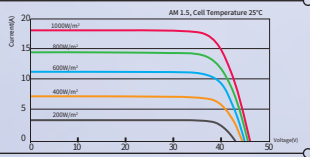
Nominal Module Operating Temperature (NMOT)	43±2°C
Temperature Coefficient Voltage (Voc)	-0.29 %/°C
Temperature Coefficient Current (Isc)	0.04 %/°C
Temperature Coefficient Power (Pm)	-0.34 %/°C

ELECTRICAL PARAMETERS

Module Type (1500V DC)	JNBM132-650	JNBM132-655	JNBM132-660	JNBM132-665	JNBM132-670		
STC AM1.5 1000W/m ² Cell Temperature 25°C	Max. Power at STC (Pmpp/W)	650	655	660	665	670	
	Output Tolerance (W)	0+5	0+5	0+5	0+5	0+5	
	Max. Power Voltage (Vmp/V)	37.84	38.06	38.29	38.51	38.73	
	Max. Power Current (Imp/A)	17.18	17.21	17.24	17.27	17.30	
	Open Circuit Voltage (Voc/V)	45.54	45.76	45.98	46.20	46.42	
	Short Circuit Current (Isc/A)	18.22	18.28	18.34	18.40	18.46	
	Module Efficiency (%)	20.92	21.09	21.25	21.41	21.57	
With Different Power Generation Gain (Regarding 660W as an example)	Backside Power Gain	10%		20%		30%	
	Max. Power (Pmpp/W)		726		792		858
	Max. Power Voltage (Vmp/V)		38.29		38.29		38.29
	Max. Power Current (Imp/A)		18.96		20.69		22.41
	Open Circuit Voltage (Voc/V)		45.98		45.98		45.98
	Short Circuit Current (Isc/A)		20.17		22.01		23.84
	Module Efficiency (%)		23.37		25.50		27.62

*Measurement tolerance: Pmax: ±3%, Voc: ±3%, Isc: ±5%.

I-V CURVE (660W)




PACKING CONFIGURATION

Pieces Per Pallet	31
Pallets Per Container	18
Pieces Per Container	558

DEFAULT

OPTIONAL

Connector Type	<input type="checkbox"/> MC4 Compatible	<input type="checkbox"/> MC4
Cable Length	<input type="checkbox"/> 400mm/300mm	<input type="checkbox"/> Customized
Frame Color	<input type="checkbox"/> Silver	<input type="checkbox"/> Black



TUV: IEC/EN 61215, IEC/EN 61730
GB/T 19001-2016/ ISO 9001:2015
GB/T 24001-2016/ ISO 14001:2015
GB/T 45001-2020/ ISO 45001:2018
CNAS-CL01: ISO/IEC 17025:2017

12-year Product materials and workmanship quality warranty

Output power		
The 1st year	The 12th year	The 30th year
≥ 98.00%	≥ 93.05%	≥ 84.95%

CAUTION: The electrical parameters in this product datasheet do not refer to only one module. Read safety and installation instructions before using the product. The contents of this specification are for reference only and are subject to change without notice. Jinery reserves the right of final interpretation.
JNM-20230901-12.0R © 2023 JINNING CLEAN ENERGY TECHNOLOGY LTD. ALL RIGHTS RESERVED.

